



AP[®] Calculus AB 2008 Scoring Guidelines

The College Board: Connecting Students to College Success

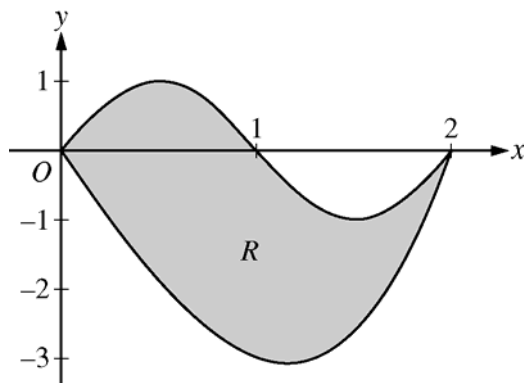
The College Board is a not-for-profit membership association whose mission is to connect students to college success and opportunity. Founded in 1900, the association is composed of more than 5,400 schools, colleges, universities, and other educational organizations. Each year, the College Board serves seven million students and their parents, 23,000 high schools, and 3,500 colleges through major programs and services in college admissions, guidance, assessment, financial aid, enrollment, and teaching and learning. Among its best-known programs are the SAT[®], the PSAT/NMSQT[®], and the Advanced Placement Program[®] (AP[®]). The College Board is committed to the principles of excellence and equity, and that commitment is embodied in all of its programs, services, activities, and concerns.

© 2008 The College Board. All rights reserved. College Board, AP Central, Advanced Placement Program, AP, SAT, and the acorn logo are registered trademarks of the College Board. PSAT/NMSQT is a registered trademark of the College Board and National Merit Scholarship Corporation. All other products and services may be trademarks of their respective owners. Permission to use copyrighted College Board materials may be requested online at: www.collegeboard.com/inquiry/cbpermit.html.

Visit the College Board on the Web: www.collegeboard.com.
AP Central is the online home for AP teachers: apcentral.collegeboard.com.

AP[®] CALCULUS AB
2008 SCORING GUIDELINES

Question 1



Let R be the region bounded by the graphs of $y = \sin(\pi x)$ and $y = x^3 - 4x$, as shown in the figure above.

- Find the area of R .
- The horizontal line $y = -2$ splits the region R into two parts. Write, but do not evaluate, an integral expression for the area of the part of R that is below this horizontal line.
- The region R is the base of a solid. For this solid, each cross section perpendicular to the x -axis is a square. Find the volume of this solid.
- The region R models the surface of a small pond. At all points in R at a distance x from the y -axis, the depth of the water is given by $h(x) = 3 - x$. Find the volume of water in the pond.

(a) $\sin(\pi x) = x^3 - 4x$ at $x = 0$ and $x = 2$
 Area = $\int_0^2 (\sin(\pi x) - (x^3 - 4x)) dx = 4$

3 : $\begin{cases} 1 : \text{limits} \\ 1 : \text{integrand} \\ 1 : \text{answer} \end{cases}$

(b) $x^3 - 4x = -2$ at $r = 0.5391889$ and $s = 1.6751309$
 The area of the stated region is $\int_r^s (-2 - (x^3 - 4x)) dx$

2 : $\begin{cases} 1 : \text{limits} \\ 1 : \text{integrand} \end{cases}$

(c) Volume = $\int_0^2 (\sin(\pi x) - (x^3 - 4x))^2 dx = 9.978$

2 : $\begin{cases} 1 : \text{integrand} \\ 1 : \text{answer} \end{cases}$

(d) Volume = $\int_0^2 (3 - x)(\sin(\pi x) - (x^3 - 4x)) dx = 8.369$ or 8.370

2 : $\begin{cases} 1 : \text{integrand} \\ 1 : \text{answer} \end{cases}$

AP[®] CALCULUS AB
2008 SCORING GUIDELINES

Question 2

t (hours)	0	1	3	4	7	8	9
$L(t)$ (people)	120	156	176	126	150	80	0

Concert tickets went on sale at noon ($t = 0$) and were sold out within 9 hours. The number of people waiting in line to purchase tickets at time t is modeled by a twice-differentiable function L for $0 \leq t \leq 9$. Values of $L(t)$ at various times t are shown in the table above.

- (a) Use the data in the table to estimate the rate at which the number of people waiting in line was changing at 5:30 P.M. ($t = 5.5$). Show the computations that lead to your answer. Indicate units of measure.
- (b) Use a trapezoidal sum with three subintervals to estimate the average number of people waiting in line during the first 4 hours that tickets were on sale.
- (c) For $0 \leq t \leq 9$, what is the fewest number of times at which $L'(t)$ must equal 0? Give a reason for your answer.
- (d) The rate at which tickets were sold for $0 \leq t \leq 9$ is modeled by $r(t) = 550te^{-t/2}$ tickets per hour. Based on the model, how many tickets were sold by 3 P.M. ($t = 3$), to the nearest whole number?

(a) $L'(5.5) \approx \frac{L(7) - L(4)}{7 - 4} = \frac{150 - 126}{3} = 8$ people per hour

2 : $\left\{ \begin{array}{l} 1 : \text{estimate} \\ 1 : \text{units} \end{array} \right.$

(b) The average number of people waiting in line during the first 4 hours is approximately

2 : $\left\{ \begin{array}{l} 1 : \text{trapezoidal sum} \\ 1 : \text{answer} \end{array} \right.$

$$\frac{1}{4} \left(\frac{L(0) + L(1)}{2}(1 - 0) + \frac{L(1) + L(3)}{2}(3 - 1) + \frac{L(3) + L(4)}{2}(4 - 3) \right)$$

= 155.25 people

(c) L is differentiable on $[0, 9]$ so the Mean Value Theorem implies $L'(t) > 0$ for some t in $(1, 3)$ and some t in $(4, 7)$. Similarly, $L'(t) < 0$ for some t in $(3, 4)$ and some t in $(7, 8)$. Then, since L' is continuous on $[0, 9]$, the Intermediate Value Theorem implies that $L'(t) = 0$ for at least three values of t in $[0, 9]$.

3 : $\left\{ \begin{array}{l} 1 : \text{considers change in} \\ \quad \text{sign of } L' \\ 1 : \text{analysis} \\ 1 : \text{conclusion} \end{array} \right.$

OR

OR

The continuity of L on $[1, 4]$ implies that L attains a maximum value there. Since $L(3) > L(1)$ and $L(3) > L(4)$, this maximum occurs on $(1, 4)$. Similarly, L attains a minimum on $(3, 7)$ and a maximum on $(4, 8)$. L is differentiable, so $L'(t) = 0$ at each relative extreme point on $(0, 9)$. Therefore $L'(t) = 0$ for at least three values of t in $[0, 9]$.

3 : $\left\{ \begin{array}{l} 1 : \text{considers relative extrema} \\ \quad \text{of } L \text{ on } (0, 9) \\ 1 : \text{analysis} \\ 1 : \text{conclusion} \end{array} \right.$

[Note: There is a function L that satisfies the given conditions with $L'(t) = 0$ for exactly three values of t .]

(d) $\int_0^3 r(t) dt = 972.784$

2 : $\left\{ \begin{array}{l} 1 : \text{integrand} \\ 1 : \text{limits and answer} \end{array} \right.$

There were approximately 973 tickets sold by 3 P.M.

AP[®] CALCULUS AB
2008 SCORING GUIDELINES

Question 3

Oil is leaking from a pipeline on the surface of a lake and forms an oil slick whose volume increases at a constant rate of 2000 cubic centimeters per minute. The oil slick takes the form of a right circular cylinder with both its radius and height changing with time. (Note: The volume V of a right circular cylinder with radius r and height h is given by $V = \pi r^2 h$.)

- (a) At the instant when the radius of the oil slick is 100 centimeters and the height is 0.5 centimeter, the radius is increasing at the rate of 2.5 centimeters per minute. At this instant, what is the rate of change of the height of the oil slick with respect to time, in centimeters per minute?
- (b) A recovery device arrives on the scene and begins removing oil. The rate at which oil is removed is $R(t) = 400\sqrt{t}$ cubic centimeters per minute, where t is the time in minutes since the device began working. Oil continues to leak at the rate of 2000 cubic centimeters per minute. Find the time t when the oil slick reaches its maximum volume. Justify your answer.
- (c) By the time the recovery device began removing oil, 60,000 cubic centimeters of oil had already leaked. Write, but do not evaluate, an expression involving an integral that gives the volume of oil at the time found in part (b).

- (a) When $r = 100$ cm and $h = 0.5$ cm, $\frac{dV}{dt} = 2000$ cm³/min
and $\frac{dr}{dt} = 2.5$ cm/min.

$$\frac{dV}{dt} = 2\pi r \frac{dr}{dt} h + \pi r^2 \frac{dh}{dt}$$

$$2000 = 2\pi(100)(2.5)(0.5) + \pi(100)^2 \frac{dh}{dt}$$

$$\frac{dh}{dt} = 0.038 \text{ or } 0.039 \text{ cm/min}$$

- (b) $\frac{dV}{dt} = 2000 - R(t)$, so $\frac{dV}{dt} = 0$ when $R(t) = 2000$.

This occurs when $t = 25$ minutes.

Since $\frac{dV}{dt} > 0$ for $0 < t < 25$ and $\frac{dV}{dt} < 0$ for $t > 25$,

the oil slick reaches its maximum volume 25 minutes after the device begins working.

- (c) The volume of oil, in cm³, in the slick at time $t = 25$ minutes is given by $60,000 + \int_0^{25} (2000 - R(t)) dt$.

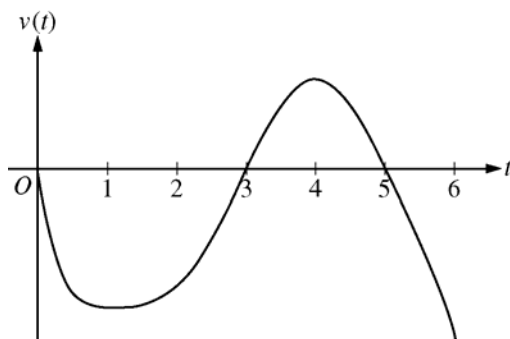
$$4 : \begin{cases} 1 : \frac{dV}{dt} = 2000 \text{ and } \frac{dr}{dt} = 2.5 \\ 2 : \text{expression for } \frac{dV}{dt} \\ 1 : \text{answer} \end{cases}$$

$$3 : \begin{cases} 1 : R(t) = 2000 \\ 1 : \text{answer} \\ 1 : \text{justification} \end{cases}$$

$$2 : \begin{cases} 1 : \text{limits and initial condition} \\ 1 : \text{integrand} \end{cases}$$

AP[®] CALCULUS AB
2008 SCORING GUIDELINES

Question 4



Graph of v

A particle moves along the x -axis so that its velocity at time t , for $0 \leq t \leq 6$, is given by a differentiable function v whose graph is shown above. The velocity is 0 at $t = 0$, $t = 3$, and $t = 5$, and the graph has horizontal tangents at $t = 1$ and $t = 4$. The areas of the regions bounded by the t -axis and the graph of v on the intervals $[0, 3]$, $[3, 5]$, and $[5, 6]$ are 8, 3, and 2, respectively. At time $t = 0$, the particle is at $x = -2$.

- (a) For $0 \leq t \leq 6$, find both the time and the position of the particle when the particle is farthest to the left. Justify your answer.
- (b) For how many values of t , where $0 \leq t \leq 6$, is the particle at $x = -8$? Explain your reasoning.
- (c) On the interval $2 < t < 3$, is the speed of the particle increasing or decreasing? Give a reason for your answer.
- (d) During what time intervals, if any, is the acceleration of the particle negative? Justify your answer.

- (a) Since $v(t) < 0$ for $0 < t < 3$ and $5 < t < 6$, and $v(t) > 0$ for $3 < t < 5$, we consider $t = 3$ and $t = 6$.

$$x(3) = -2 + \int_0^3 v(t) dt = -2 - 8 = -10$$

$$x(6) = -2 + \int_0^6 v(t) dt = -2 - 8 + 3 - 2 = -9$$

Therefore, the particle is farthest left at time $t = 3$ when its position is $x(3) = -10$.

- (b) The particle moves continuously and monotonically from $x(0) = -2$ to $x(3) = -10$. Similarly, the particle moves continuously and monotonically from $x(3) = -10$ to $x(5) = -7$ and also from $x(5) = -7$ to $x(6) = -9$.

By the Intermediate Value Theorem, there are three values of t for which the particle is at $x(t) = -8$.

- (c) The speed is decreasing on the interval $2 < t < 3$ since on this interval $v < 0$ and v is increasing.
- (d) The acceleration is negative on the intervals $0 < t < 1$ and $4 < t < 6$ since velocity is decreasing on these intervals.

3 : $\left\{ \begin{array}{l} 1 : \text{identifies } t = 3 \text{ as a candidate} \\ 1 : \text{considers } \int_0^6 v(t) dt \\ 1 : \text{conclusion} \end{array} \right.$

3 : $\left\{ \begin{array}{l} 1 : \text{positions at } t = 3, t = 5, \\ \quad \text{and } t = 6 \\ 1 : \text{description of motion} \\ 1 : \text{conclusion} \end{array} \right.$

1 : answer with reason

2 : $\left\{ \begin{array}{l} 1 : \text{answer} \\ 1 : \text{justification} \end{array} \right.$

AP[®] CALCULUS AB
2008 SCORING GUIDELINES

Question 5

Consider the differential equation $\frac{dy}{dx} = \frac{y-1}{x^2}$, where $x \neq 0$.

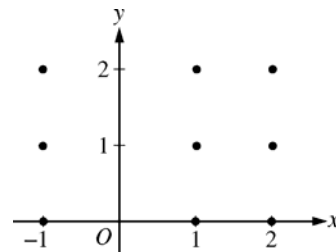
- (a) On the axes provided, sketch a slope field for the given differential equation at the nine points indicated.

(Note: Use the axes provided in the exam booklet.)

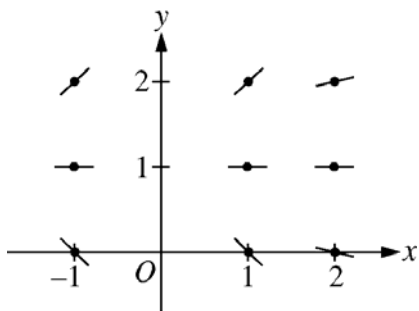
- (b) Find the particular solution $y = f(x)$ to the differential equation with the initial condition $f(2) = 0$.

- (c) For the particular solution $y = f(x)$ described in part (b), find

$$\lim_{x \rightarrow \infty} f(x).$$



- (a)



$$2 : \begin{cases} 1 : \text{zero slopes} \\ 1 : \text{all other slopes} \end{cases}$$

(b) $\frac{1}{y-1} dy = \frac{1}{x^2} dx$

$$\ln|y-1| = -\frac{1}{x} + C$$

$$|y-1| = e^{-\frac{1}{x} + C}$$

$$|y-1| = e^C e^{-\frac{1}{x}}$$

$$y-1 = ke^{-\frac{1}{x}}, \text{ where } k = \pm e^C$$

$$-1 = ke^{-\frac{1}{2}}$$

$$k = -e^{\frac{1}{2}}$$

$$f(x) = 1 - e^{\left(\frac{1}{2} - \frac{1}{x}\right)}, x > 0$$

$$6 : \begin{cases} 1 : \text{separates variables} \\ 2 : \text{antidifferentiates} \\ 1 : \text{includes constant of integration} \\ 1 : \text{uses initial condition} \\ 1 : \text{solves for } y \end{cases}$$

Note: max 3/6 [1-2-0-0-0] if no constant of integration

Note: 0/6 if no separation of variables

(c) $\lim_{x \rightarrow \infty} 1 - e^{\left(\frac{1}{2} - \frac{1}{x}\right)} = 1 - \sqrt{e}$

1 : limit

AP[®] CALCULUS AB
2008 SCORING GUIDELINES

Question 6

Let f be the function given by $f(x) = \frac{\ln x}{x}$ for all $x > 0$. The derivative of f is given by

$$f'(x) = \frac{1 - \ln x}{x^2}.$$

- (a) Write an equation for the line tangent to the graph of f at $x = e^2$.
- (b) Find the x -coordinate of the critical point of f . Determine whether this point is a relative minimum, a relative maximum, or neither for the function f . Justify your answer.
- (c) The graph of the function f has exactly one point of inflection. Find the x -coordinate of this point.
- (d) Find $\lim_{x \rightarrow 0^+} f(x)$.

(a) $f(e^2) = \frac{\ln e^2}{e^2} = \frac{2}{e^2}$, $f'(e^2) = \frac{1 - \ln e^2}{(e^2)^2} = -\frac{1}{e^4}$

An equation for the tangent line is $y = \frac{2}{e^2} - \frac{1}{e^4}(x - e^2)$.

2 : $\begin{cases} 1 : f(e^2) \text{ and } f'(e^2) \\ 1 : \text{answer} \end{cases}$

- (b) $f'(x) = 0$ when $x = e$. The function f has a relative maximum at $x = e$ because $f'(x)$ changes from positive to negative at $x = e$.

3 : $\begin{cases} 1 : x = e \\ 1 : \text{relative maximum} \\ 1 : \text{justification} \end{cases}$

(c) $f''(x) = \frac{-\frac{1}{x}x^2 - (1 - \ln x)2x}{x^4} = \frac{-3 + 2\ln x}{x^3}$ for all $x > 0$

$f''(x) = 0$ when $-3 + 2\ln x = 0$

$x = e^{3/2}$

The graph of f has a point of inflection at $x = e^{3/2}$ because $f''(x)$ changes sign at $x = e^{3/2}$.

3 : $\begin{cases} 2 : f''(x) \\ 1 : \text{answer} \end{cases}$

(d) $\lim_{x \rightarrow 0^+} \frac{\ln x}{x} = -\infty$ or Does Not Exist

1 : answer